项目 Mapx	设变内容 Modification	日期 Date	修改人 Draw	核准 Approve

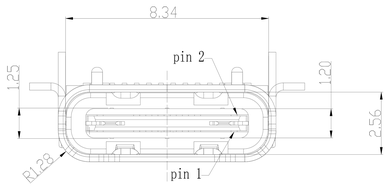

A1	GND	B12	GND
A4	VBUS	B9	VBUS
A5	CC1	B8	SBU2
A6	DP1	B7	DN2
A7	DN1	B6	DP2
A8	SBU1	B5	CC2
A9	VBUS	B4	VBUS
A12	GND	B1	GND
PIN	SIGNAL NAME	PIN	SIGNAL NAME

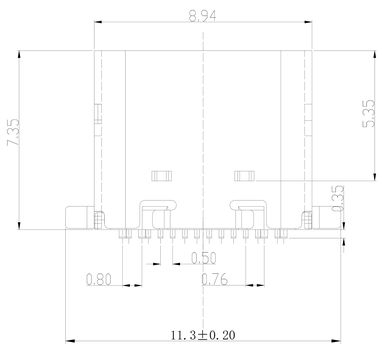

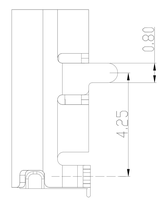

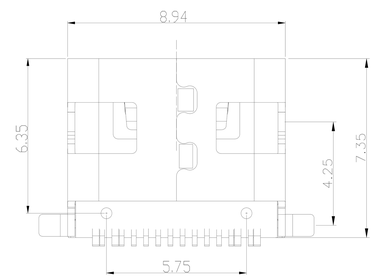

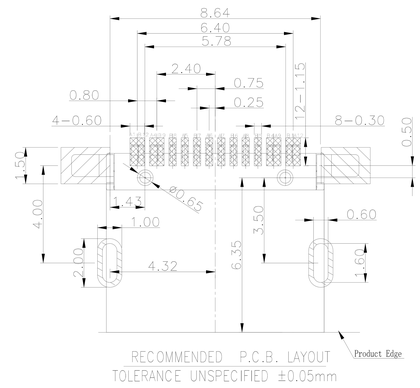

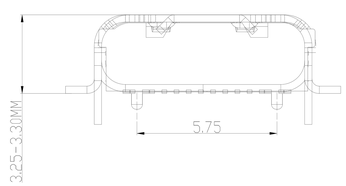

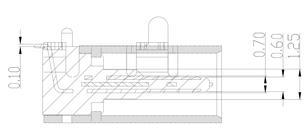

规格说明:Specifications:

电气特性:Electrical:

1. 额定电流：Current Rating
   3A/contact terminal
2. 额定电压：Voltage Rating
   30V DC
3. 接触阻抗:Contact Resistance
   30 milliohms MAX
4. 耐电压:Dielectnic Withstanding Voitage:
   500 V AC AT Sea Levol
5. 绝缘阻抗:Lnsulation Resistance:
   1000MEGA ohms MIN

物理性能:Mechanical:

1. 插拔力：Cnnector Mate and Unmate Force
   Mate force:3.57kgf(MAX)
   Unmate force:1.02kgf(MIN)

原材料:Matorial:

1. 塑胶:Housing:LCP+30%GF
2. 端子:Contact:Copper Alloy C2680
3. 外壳:Shell: Copper Alloy C201不锈钢
4. 卡钩: C201不锈钢

电镀:Finish:

1. 端子:Contact: Piated Gold in Mating Area;
   Tin On Solder Talls
   端子四周镀30-50U″(MIN)锡,镀金1U″
2. 外壳:Shell:
   不锈钢壳四周镀(MIN)镍底,
   Nickel Plating

成品图 MANUFACTURE DWG									
公差一览表 TOLERANCE UNLESS OTHERWISE									
.X±0.20	X.±5°	日期 DATE 2016.10.20	单位 UNIT	MM	制图 DRAWING		DWG NO.		
.XX±0.10	.X±2°	审核 CHECXED	比例 SCALE	1：1	设计 DESIGN	LIUFU	品名 NAME	USB C F TYPE前插后贴 有柱外壳	
.XXX±0.05	.XX±1°	核准 APPROVE	角法 VIEW				版本 VER	A0	页数 SHEET 002